







Emissions en tCO₂ Àmbit Municipal

| Fonts | 2018 | 2019 | 2020 | 2021 |
|------------------------------------------------------------------------------------------------|--------|-------|-------|-------|
|  Electricitat | 7.674 | 5.888 | 5.000 | 5.138 |
|  Gas | 2.601 | 2.679 | 2.240 | 2.661 |
| TOTALS | 10.275 | 8.566 | 7.240 | 7.799 |



Consum energètic (kWh) Àmbit Municipal

| Fonts | 2018 | 2019 | 2020 | 2021 |
|------------------------------------------------------------------------------------------------|------------|------------|------------|------------|
|  Electricitat | 30.696.258 | 28.036.177 | 23.808.259 | 25.751.970 |
|  Gas | 13.689.978 | 14.098.138 | 11.788.480 | 14.006.449 |
| TOTALS | 44.386.236 | 42.134.315 | 35.596.740 | 39.758.419 |